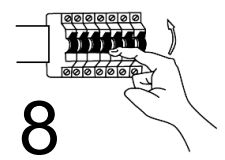
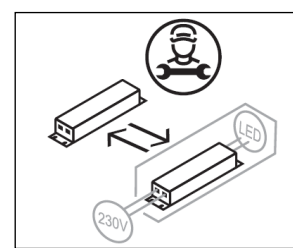
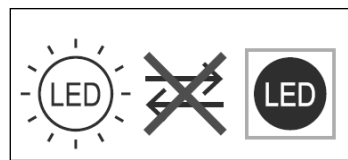
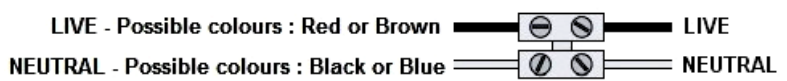


Q.C APPROVED
12/7/2024
ISSUE 1

MAINS SUPPLY



8

BATHROOM FITTINGS INFORMATION:

This fitting is a IP65 Rated and is suitable for installation in Zone 2.

All installations must comply to guidelines which are based on a zonal concept similar to that used for the installation of lighting around swimming pools.

Each zone rating (IP) is determined by the degree of risk of electric shock.

Zone 0 This is the area inside the bath or shower basin and is rated at IPX7.

Zone 1 Refers to the area above the bath or shower up to a height of 2.25 metres and carries a minimum rating of IPX4.

Zone 2 Covers an area 0.6 metres wide immediately next to, and all around zone 1, plus the area below 2.5 metres high directly over the bath or shower. Wash basins should also be treated as zone 2. The minimum rating here is IPX4.

Where water jets are likely to be used for cleaning purposes in zones 1 and 2, the rating is a minimum **IPX5**.

OUTSIDE ZONE Covers any area outside Zone 1 and Zone 2. There is no special requirement in this Zone.

Bathrooms are now allowed to contain a socket outlet, this must be located 3m outside of Zone 1.

Lighting circuits and any socket-outlet circuit in a room containing a bath and/or shower must be provided with 30mA rcd protection.

AREA AROUND SINKS Covers up to 60cm.

Zone 2. IPX4 luminaires should be installed in this Zone.

